

Getting started with the new Forum ...

The RCB forum has served us well. We've posted ride notices, coordinated Wednesday dinner rides, recommended helmets, complained about BMW gas gauge accuracy (well, I have!), and generally shared observations and experiences of our motorcycling experiences. Some of us post frequently, some post less frequently and some just lurk, but just about all of us have touched the RCB forum at one time or another.

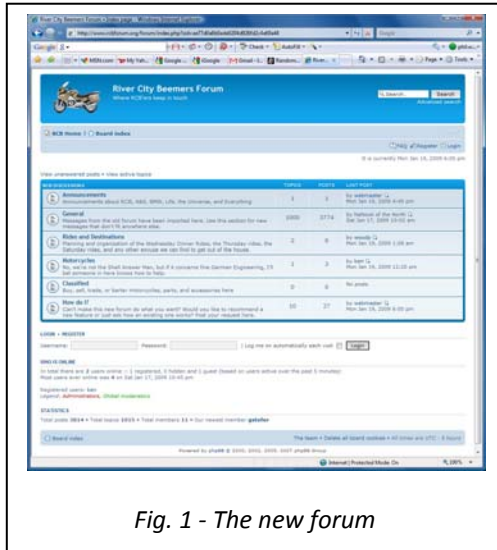


Fig. 1 - The new forum

The old forum served us well, but it has performance and feature limitations. So, on Monday, Jan 26, we put the old forum out of its misery and moved to a new forum.

There's good news and bad news in the change - The bad is that familiarity goes out the window. We will have to learn something new. On the other hand, a couple minutes of clicking on links should reveal all sorts of new capabilities. This article will summarize some of the new features (and potential hurdles):

Where is this new forum? The simple answer is it's exactly where the old one was. Click on any of the existing "RCB Forum" links on our website and you'll be whisked to the new forum. For you deep-linking geeks, you'll have to update your bookmarks (Firefox) or favorites (Internet Explorer) to <http://www.rcbforum.org/forum/>.

I have to register? Absolutely not! But if you don't, all you'll be able to do is read posts by clicking one by one by one. Register and you can subscribe to the "RCB Rides and Destinations Forum" and receive regular updates in your mailbox. Register and the system will help serve up just the new messages so you don't have to look for them. Register and you can post and send/receive private messages. And most important, if you register you, too, can complain about BMW gas gauge accuracy!

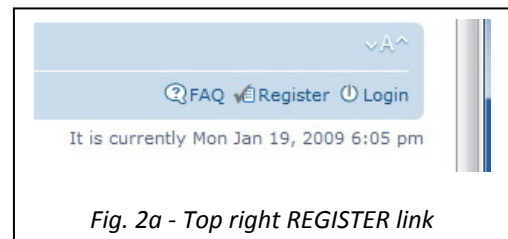


Fig. 2a - Top right REGISTER link



Fig. 2b - Middle left REGISTER link

OK, you convinced me. How do I register? It's relatively easy. There are two Register buttons - One's located toward the upper right of the screen (Fig. 2a) and the other is midway down on the left side (Fig. 2b). Click on either link and follow the prompts. You will be asked to pick a "Username" and "Password". Make them simple and easy to remember - This is RCB, not your bank account.

There will additional fields to fill in as much information as you feel comfortable with. When you're done, press the SUBMIT button. You should be returned to the main forum page, but if not, click the Board Index link in the upper left. You're done!

Now what? Type your newly created "Username" and "Password" in the appropriate boxes (see Fig. 2b again) or click the Login link from Fig. 2a and type your "Username" and "Password" in those boxes. If you want, check the "Log me on automatically each visit" link and press "Login".

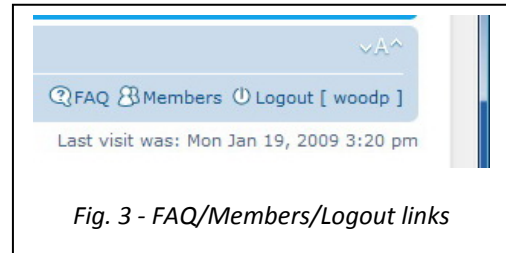


Fig. 3 - FAQ/Members/Logout links

So how do I know I'm logged in? There are two ways to tell. The upper left hand corner which contained the "FAQ/Register/Login" links (Fig. 2a, again) now looks like Fig.3.

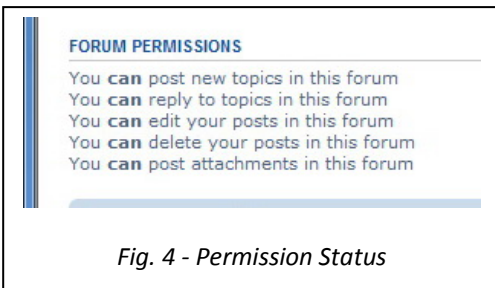


Fig. 4 - Permission Status

The other way is to click on one of the existing forums and scroll all the way to the bottom of the page. There you should see your forum permissions (Fig. 4). If you're logged in, you will see the word **can** in the permission box like Fig. 4. If you aren't logged in, you will see the words **can not**.

What else? That's not enough?!?! At this point you're free to click on any link you can find. Seriously, click away - The

only thing you can erase or destroy are your own posts. You can't hurt the forum no matter how hard or frequently you click. On place you might want to explore is your "User Control Panel." The link is located in the upper, left hand part of your screen and is shown in Fig. 5. From there you can configure many of the forum's features. There are plenty of options to explore!



Fig. 5 - User Control Panel

When you're done, return and read some messages, post a few (about inaccurate BMW gas gauges) and admire your ... uh ... accomplishments. If you find something that confounds you, or something that could stand some improvement, there's a separate forum labeled "How do I?" for exactly that purpose.

Good luck. I'll see you online, but more likely on the road!

- Phil